

Accelerated asymmetric transfer hydrogenation of aromatic ketones in water

Xiaofeng Wu,^a Xiaoguang Li,^a William Hems,^b Frank King^b and Jianliang Xiao^{*a}

^a *Liverpool Centre for Materials and Catalysis, Department of Chemistry, University of Liverpool, Liverpool, UK L69 7ZD*

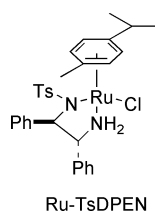
^b *Johnson Matthey Syntex, Billingham, Cleveland, UK TS23 1LB*

Received 10th March 2004, Accepted 14th May 2004

First published as an Advance Article on the web 25th May 2004

Asymmetric transfer hydrogenation of various simple aromatic ketones by the Ru-TsDPEN catalyst was shown to be feasible in aqueous HCOONa without calling for any catalyst modification, furnishing ee's of up to 95% and significantly faster rates than in the HCOOH–NEt₃ azeotrope.

Asymmetric transfer hydrogenation provides an attractive alternative to asymmetric hydrogenation, due to its operational simplicity and the easy availability of hydrogen sources of desired properties.¹ In 1995, Noyori, Ikariya, Hashiguchi and coworkers published a seminal paper, reporting the TsDPEN-coordinated (TsDPEN = *N*-(*p*-toluenesulfonyl)-1,2-diphenylethylenediamine) Ru(II) complex (Ru-TsDPEN) to be an excellent precatalyst for the asymmetric reduction of aromatic ketones.² The complex and related variants have since been applied to a wide range of prochiral ketones and imines.^{3,4} 2-Propanol frequently serves as the hydrogen donor; but its involvement in a ketone : alcohol equilibrium deteriorates the enantioselectivity and prevents a complete conversion. In this regard, the HCOOH–NEt₃ azeotropic mixture provides a good replacement, as its reaction with a ketone would be irreversible. Indeed the azeotrope has allowed for complete reduction of substrates with high concentrations, furnishing high ee's under kinetic control.^{3g} However, in terms of turnover frequency and number, there is still room for improvement. In a programme aimed at developing supported chiral diamines,⁵ we observed that the asymmetric transfer hydrogenation of aromatic ketones with the Noyori catalyst could be accelerated by using water as solvent. Our preliminary results are herein described.



In the context of using alternative solvents for green synthesis, water is certainly the most outstanding.⁶ In line with this, a great number of aqueous phase catalytic reactions have been developed, although reduced catalytic activity and stereoselectivity have been recorded in most instances.^{6,7} In the particular case of asymmetric transfer hydrogenation of ketones, only a few studies have been documented, however.⁸ We recently reported that the polyethylene glycol-supported TsDPEN is highly effective in the Ru(II)-catalysed asymmetric reduction of unfunctionalised aromatic ketones by the HCOOH–NEt₃ azeotrope; but catalyst recycle appears to be possible only when water is present as cosolvent.^{5a} In its absence, much reduced conversions and ee's were observed, indicating easy catalyst decomposition. This finding prompted us to examine the behaviour of the unmodified ruthenium catalyst in ketone reduction by HCOONa in water.

We initially used acetophenone as a model substrate for testing the feasibility of the reaction. The precatalyst was generated by reacting TsDPEN with [RuCl₂(*p*-cymene)]₂ in water at 40 °C for 1 h.⁹ Much to our surprise, following the addition of 5 equiv. HCOONa and acetophenone with a substrate/catalyst (S/C) ratio of 100, the ketone was fully converted into (*R*)-1-phenylethanol in 94% ee in 1 h reaction time. A comparison was thus made with the reaction run in the HCOOH–NEt₃ azeotrope.¹⁰ The result was again unexpected; the 1 h conversion of acetophenone was less than 2%, with full conversion requiring more than 10 h. A few more, structurally-diverse ketone substrates were subsequently examined. As can be seen from Table 1, the reduction in water was considerably faster, delivering excellent ee's in all the cases. However, the enantioselectivities observed with the azeotrope were slightly higher.

Aiming to determine the potential applicability of the protocol in asymmetric synthesis, we then extended the reaction to a wider range of simple aromatic ketones. The reduction was carried out in water with no use of cosolvent. As is shown in Table 2, the Ru(II)-TsDPEN catalysed reduction by formate delivered high conversions for all the ketones investigated within a few hours. In most cases, the enantioselectivities were good to excellent. Thus, the *para*-substituted acetophenones all gave complete or nearly complete conversions with ee's of up to 95% in 2 h. There appeared to be no correlation between the electronic properties of the substituents with the enantioselectivity, *e.g.* entries 3 vs 5. Of particular note is the reduction of *p*-methoxyacetophenone, achieving a >99% conversion and 95% ee. This is a problematic substrate in asymmetric transfer hydrogenation. With the HCOOH–NEt₃ mixture as both reductant and solvent, the Ru–TsDPEN catalyst under Noyori's conditions required about 60 h to complete the reduction (97% ee) at S/C = 200 and 28 °C.^{3g} 2-Propanol as hydrogen source is less effective even in the presence of water: a water-soluble analogue of TsDPEN in combination with ruthenium delivered a conversion of 31% (91% ee) in 42 h at S/C = 100 and 22 °C in a 2-propanol–water mixture.^{8f}

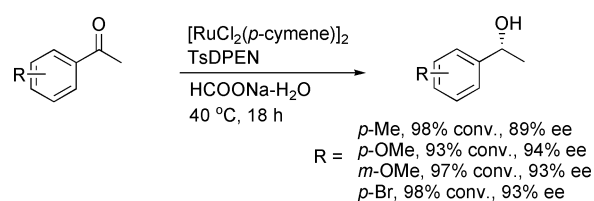
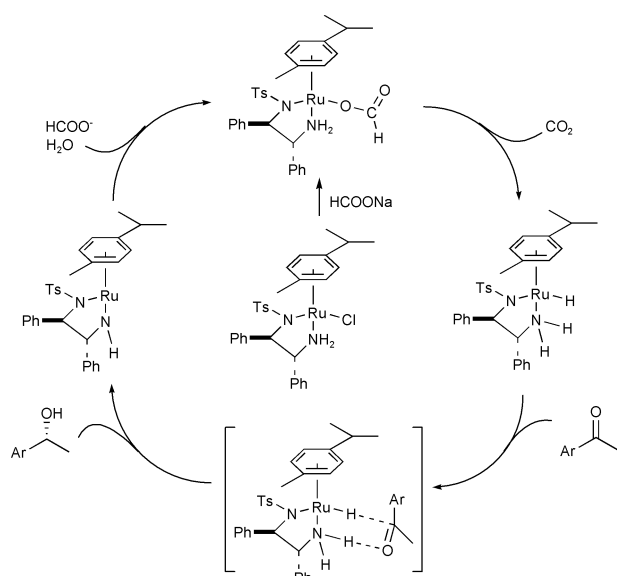
For the rest of the ketones, the reduction again proceeded in general at significantly faster rates as compared with the same in the azeotrope, with good to excellent enantioselectivities. For instance, 1'-acetonaphthone was reduced to (*R*)-1-(1-naphthyl)ethanol in 98% conversion and 87% ee in 6 h. In the HCOOH–NEt₃ azeotrope with a similar catalyst, a conversion of only 71% was reached in 30 h at 50 °C.^{5a} As with the reactions in the azeotrope, exceptions were observed with *o*-substituted acetophenones, which gave ee's as low as 20%. This decrease in enantioselectivity results most likely from disturbance of a chirality-determining diastereomeric transition state by the *o*-substituents, where CH–π interactions between cymene and the ketone aromatic ring have been revealed to be critical for ketone face selection (see Scheme 2 below).¹¹

The HCOONa–water system can be readily applied to higher S/C ratios. Thus, as shown in Scheme 1, the reduction took place smoothly at a S/C ratio of 1000 without compromising the ee's.

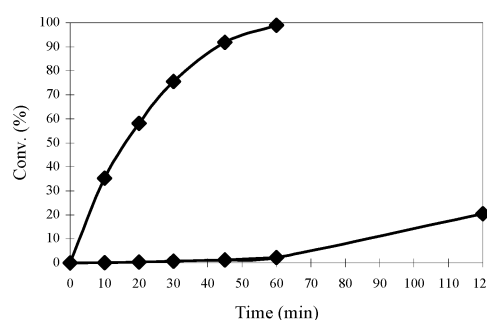
Table 1 Asymmetric transfer hydrogenation of ketones in HCOOH–NEt₃ vs HCOONa–H₂O^a

| Ketone | Product | Solvent | Conv. (%) ^b | ee (%) ^b |
|--------|---------|------------------------|------------------------|---------------------|
| | | Azeotrope | 1 | >99 |
| | | Azeotrope ^c | 98 | 97 |
| | | H ₂ O | 76 | 95 |
| | | Azeotrope | 4 | >99 |
| | | H ₂ O | 47 | 96 |
| | | Azeotrope | 1 | >99 |
| | | H ₂ O | 33 | 98 |
| | | Azeotrope | 3 | >99 |
| | | H ₂ O | 34 | 99 |

^a The reactions were carried out in 2 ml of water or 1 ml of azeotrope with a S/C ratio of 100 at 40 °C for 30 min, unless otherwise indicated. For general procedures, see references 9 and 10. ^b Determined by GC equipped with a chiral column. The alcohol configuration was *R* and was determined by comparison of GC retention time or sign of optical rotation with literature data. ^c Reaction time: 12 h.

**Scheme 1** Asymmetric transfer hydrogenation of ketones at S/C = 1000.**Scheme 2** A possible pathway for the reduction of ketones by formate in water.

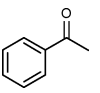
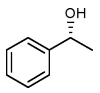
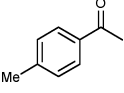
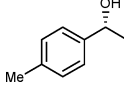
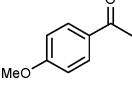
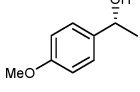
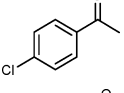
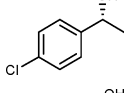
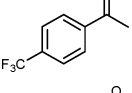
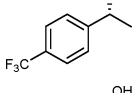
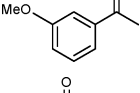
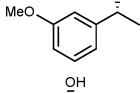
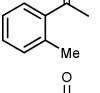
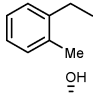
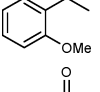
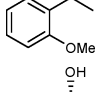
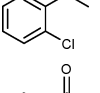
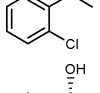
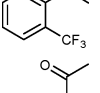
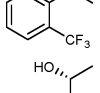
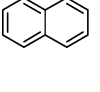
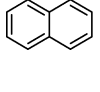
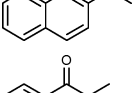
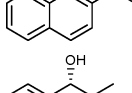
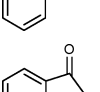
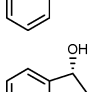
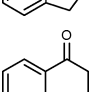
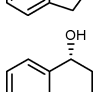


It is not yet clear to us why the Ru-TsDPEN-catalysed asymmetric transfer hydrogenation is faster in water than in the HCOOH–NEt₃ mixture. However, the following observations may shed some light on the question. The ketones of this study are not soluble in water and when water is the solvent, the catalyst is partitioned in the substrate and aqueous phases, being more soluble in the former. Hence, the reaction in water may have taken place in the substrate. Fig. 1 compares the

**Fig. 1** Conversion–time diagram for the reduction of acetophenone by Ru-TsDPEN in HCOONa–H₂O (■) and HCOOH–Et₃N (◆). The reaction was carried out in 2 ml of water or 1 ml of azeotrope with a S/C ratio of 100 at 40 °C. For more detailed conditions, see references 9 and 10.

kinetic profiles of reduction of acetophenone by the Ru-TsDPEN catalyst of this study in water and in HCOOH–NEt₃, showing the reaction in the azeotrope to be markedly slower (98% conversion in 12 h reaction time) and associated with an induction period. The difference in rates may partly stem from a difference in ketone concentration in the two systems, particularly if the reduction in water occurs in the substrate phase. The induction period observed could be associated with the catalyst preparation. The precatalyst used for the azeotrope was prepared by reacting TsDPEN with [RuCl₂(*p*-cymene)]₂ in CH₂Cl₂ while that for water was made by stirring the two species in water.¹⁰ However, the precatalyst prepared in water led to even a longer induction period when the azeotrope, instead of the formate, was introduced as hydrogen source, affording a conversion of 93% in 10 h. Clearly, the source of hydrogen plays an important role here, with the active catalyst generated instantly when HCOONa is employed in water.

The role of the formate is further revealed by altering its concentration and using deuterated reagents in the hydrogenation of acetophenone. The reaction rate decreased with reduction in the formate concentration, with the initial rate decreasing by *ca.* half when the quantity of HCOONa was lowered from 5 (2.5 M in water) to 2 equivalents. Replacing HCOO[–] with DCOO[–] resulted in a primary isotope effect of *k_H/k_D* = 3.2 (with 99% deuterium incorporated at the OH-

Table 2 Asymmetric transfer hydrogenation of ketones with Ru-TsDPEN in H₂O–HCOONa^a

| Entry | Ketone | Alcohol | Time (h) | Conv. (%) ^b | Ee (%) ^b |
|-------|---|---|----------|------------------------|---------------------|
| 1 |  |  | 2 | >99 | 94 |
| 2 |  |  | 2 | 98 | 90 |
| 3 |  |  | 2 | >99 | 95 |
| 4 |  |  | 2 | >99 | 91 |
| 5 |  |  | 2 | 99 | 94 |
| 6 |  |  | 2 | 98 | 94 |
| 7 |  |  | 6 | >99 | 80 |
| 8 |  |  | 2 | 96 | 72 |
| 9 |  |  | 2 | >99 | 89 |
| 10 |  |  | 6 | 100 | 20 |
| 11 |  |  | 6 | 98 | 87 |
| 12 |  |  | 3 | 95 | 95 |
| 13 |  |  | 2 | >99 | 86 |
| 14 |  |  | 2 | 93 | 95 |
| 15 |  |  | 3 | 97 | 94 |

^a The reactions were performed at 40 °C, using 1 mmol of ketone, 5 equiv. HCOONa, and a S/C ratio of 100 in 2 ml of water. ^b Determined by GC equipped with a chiral column. The alcohol configuration was *R*.

bound carbon); but switching from H₂O to D₂O led to a much less significant difference ($k_H/k_D = 1.5$). If the reduction proceeds *via* a mechanism similar to the one in 2-propanol,^{11,12} these observations would be consistent with the C–H cleavage from the formate complex being rate limiting (Scheme 2).¹³ However, Fig. 1 shows that the rate is also dependent of the concentration of ketone. Thus there exists a possibility that the turnover could be controlled by hydrogen transfer to ketone with a late transition state. Very recently, Ikariya has shown that the 16-electron amide complex reacts with HCOOH to give the

formate species, which undergoes decarboxylation leading to the ruthenium hydride, with both reactions occurring readily at subzero temperatures in THF.¹⁴ In our case, interpretation of the mechanism is further complicated by the biphasic nature of the reaction and clearly, more remains to be done in order to clarify the mechanism and the role of water.

In summary, this work demonstrates that the Ru-TsDPEN complex is an excellent precatalyst for the asymmetric transfer hydrogenation of various aromatic ketones by HCOONa in water. In comparison with the previously established

conditions, the current protocol affords faster rates and only slightly decreased enantioselectivities, showing that water is not only green but can also benefit a catalytic reaction in terms of activity, selectivity and productivity.

Acknowledgements

We thank Johnson Matthey Syntex for financial support. We are also grateful to Professor Don Bethell, Dr Fred Hancock and Dr Antonio Zanotti-Gerosa for helpful discussions and to Johnson Matthey for the loan of ruthenium.

Notes and references

- For recent reviews, see: (a) H.-U. Blaser, C. Malan, B. Pugin, F. Spindler, H. Steiner and M. Studer, *Adv. Synth. Catal.*, 2003, **345**, 103–151; (b) K. Everaere, A. Mortreux and J.-F. Carpentier, *Adv. Synth. Catal.*, 2003, **345**, 67–77; (c) C. Saluzzo and M. Lemaire, *Adv. Synth. Catal.*, 2002, **344**, 915–928; (d) Q. H. Fan, Y. M. Li and A. S. C. Chan, *Chem. Rev.*, 2002, **102**, 3385–3466; (e) M. J. Palmer and M. Wills, *Tetrahedron: Asymmetry*, 1999, **10**, 2045–2061; (f) R. Noyori and S. Hashiguchi, *Acc. Chem. Res.*, 1997, **30**, 97–102.
- S. Hashiguchi, A. Fujii, J. Takehara, T. Ikariya and R. Noyori, *J. Am. Chem. Soc.*, 1995, **117**, 7562–7563.
- (a) M. Watanabe, K. Murata and T. Ikariya, *J. Org. Chem.*, 2002, **67**, 1712–1715; (b) K. Okano, K. Murata and T. Ikariya, *Tetrahedron Lett.*, 2000, **41**, 9277–9280; (c) K. Murata, K. Okano, M. Miyagi, H. Iwane, R. Noyori and T. Ikariya, *Org. Lett.*, 1999, **1**, 1119–1121; (d) K. Matsumura, S. Hashiguchi, T. Ikariya and R. Noyori, *J. Am. Chem. Soc.*, 1997, **119**, 8738–8739; (e) S. Hashiguchi, A. Fujii, K.-J. Haack, K. Matsumura, T. Ikariya and R. Noyori, *Angew. Chem., Int. Ed. Engl.*, 1997, **36**, 288–290; (f) N. Uematsu, A. Fujii, S. Hashiguchi, T. Ikariya and R. Noyori, *J. Am. Chem. Soc.*, 1996, **118**, 4916–4917; (g) A. Fujii, S. Hashiguchi, N. Uematsu, T. Ikariya and R. Noyori, *J. Am. Chem. Soc.*, 1996, **118**, 2521–2522.
- (a) J. Hannedouche, G. J. Clarkson and M. Wills, *J. Am. Chem. Soc.*, 2004, **126**, 986–987; (b) N. Debono, M. Besson, C. Pinel and L. Djakovitch, *Tetrahedron Lett.*, 2004, **45**, 2235–2238; (c) Y. C. Chen, D. Xue, J. G. Deng, X. Cui, J. Zhu and Y. Z. Jiang, *Tetrahedron Lett.*, 2004, **45**, 1555–1558; (d) D. J. Cross, I. Houson, A. M. Kawamoto and M. Wills, *Tetrahedron Lett.*, 2004, **45**, 843–846; (e) D. Sterk, M. S. Stephan and B. Mohar, *Tetrahedron Lett.*, 2004, **45**, 535–537; (f) P. N. Liu, P. M. Gu, F. Wang and Y. Q. Tu, *Org. Lett.*, 2004, **6**, 169–172; (g) B. Basu, M. M. H. Bhuiyan, P. Das and I. Hossain, *Tetrahedron Lett.*, 2003, **44**, 8931–8934; (h) M. Pasto, A. Riera and M. A. Pericas, *Eur. J. Org. Chem.*, 2002, 2337–2341; (i) A. M. Maj, K. M. Pietrusiewicz, I. Suisse, F. Agbossou and A. Mortreux, *J. Organomet. Chem.*, 2001, **626**, 157–160; (j) H. Y. Rhyoo, Y. A. Yoon, H. J. Park and Y. K. Chung, *Tetrahedron Lett.*, 2001, **42**, 5045–5048; (k) D. G. I. Petra, P. C. J. Kamer, A. L. Spek, H. E. Schoemaker and P. W. N. M. van Leeuwen, *J. Org. Chem.*, 2000, **65**, 3010–3017; (l) T. Mizugaki, Y. Kanayama, K. Ebitani and K. Kaneda, *J. Org. Chem.*, 1998, **63**, 2378–2381.
- (a) X. G. Li, W. P. Chen, W. Hems, F. King and J. L. Xiao, *Tetrahedron Lett.*, 2004, **45**, 951–953; (b) X. G. Li, W. P. Chen, W. Hems, F. King and J. L. Xiao, *Org. Lett.*, 2003, **5**, 4559–4561.
- (a) F. Joo, *Aqueous Organometallic Catalysis*, Dordrecht, Kluwer, 2001; (b) B. Cornils and W. A. Herrmann, eds., *Aqueous-Phase Organometallic Catalysis. Concepts and Applications*, Weinheim, Wiley-VCH, 1998; (c) C. J. Li and T. H. Chan, *Organic Reactions in Aqueous Media*, New York, Wiley, 1997.
- For some recent reviews, see: (a) S. Kobayashi, *Adv. Synth. Catal.*, 2002, **344**, 219; (b) T. Dwars and G. Oehme, *Adv. Synth. Catal.*, 2002, **344**, 239–260; (c) D. Sinou, *Adv. Synth. Catal.*, 2002, **344**, 221–237; (d) K. Nomura, *J. Mol. Catal., A: Chem.*, 1998, **130**, 1–28; (e) U. Nagel and J. Albrecht, *Top. Catal.*, 1998, **5**, 5–23; (f) F. Joo and A. Katho, *J. Mol. Catal. A: Chem.*, 1997, **116**, 3–26.
- (a) Y. P. Ma, H. Liu, L. Chen, X. Cui, J. Zhu and J. G. Deng, *Org. Lett.*, 2003, **5**, 2103–2106; (b) Y. Himeda, N. Onozawa-Komatsuzaki, H. Sugihara, H. Arakawa and K. Kasuga, *J. Mol. Catal. A: Chem.*, 2003, **195**, 95–100; (c) H. Y. Rhyoo, H. J. Park, W. H. Suh and Y. K. Chung, *Tetrahedron Lett.*, 2002, **43**, 269–272; (d) H. Y. Rhyoo, H. J. Park and Y. K. Chung, *Chem. Commun.*, 2001, 2064–2065; (e) T. Thorpe, J. Blacker, S. M. Brown, C. Bubert, J. Crosby, S. Fitzjohn, J. P. Muxworthy and J. M. J. Williams, *Tetrahedron Lett.*, 2001, **42**, 4041–4043; (f) C. Bubert, J. Blacker, S. M. Brown, J. Crosby, S. Fitzjohn, J. P. Muxworthy, T. Thorpe and J. M. Williams, *Tetrahedron Lett.*, 2001, **42**, 4037–4039; (g) S. Ogo, N. Makihara and Y. Watanabe, *Organometallics*, 1999, **18**, 5470–5474.
- General procedure: a suspension of [RuCl₂(*p*-cymene)]₂ (3 mg, 0.005 mmol) and TsDPEN [(*R,R*), 5 mg, 0.012 mmol] in H₂O (2 ml) was degassed three times and stirred at 40 °C for 1 h. HCOONa (340 mg, 5.0 mmol) and a ketone (1.0 mmol) were then introduced. The mixture was degassed three times and stirred at 40 °C for a certain period of time. After cooling to room temperature, the organic compounds were extracted with Et₂O (6 ml). The conversion and enantioselectivity were determined by GC analysis (Chrompack Chirasil-Dex CB (25 m × 0.25 mm) column).
- General procedure: the catalyst was prepared by reacting [RuCl₂(*p*-cymene)]₂ (3 mg, 0.005 mmol) and TsDPEN [(*R,R*), 5 mg, 0.012 mmol] in CH₂Cl₂ (2 ml) at room temperature for 30 min. After removal of CH₂Cl₂ under reduced pressure, a mixture of a ketone (1.0 mmol) and the HCOOH–Et₃N (5 : 2) azeotrope (1.0 ml) were introduced. Following degassing three times, the mixture was stirred at 40 °C for a certain period of time. The solvent was then removed at room temperature and Et₂O (6 ml) added to extract the product. This procedure is not entirely the same as that of Noyori.³⁸
- R. Noyori, M. Yamakawa and S. Hashiguchi, *J. Org. Chem.*, 2001, **66**, 7931–7944.
- (a) C. P. Casey and J. B. Johnson, *J. Org. Chem.*, 2003, **68**, 1998–2001; (b) D. A. Alonso, P. Brandt, S. J. M. Nordin and P. G. Andersson, *J. Am. Chem. Soc.*, 1999, **121**, 9580–9588; (c) Bernard, V. Guiral, F. Delbecq, F. Fache, P. Sautet and M. Lemaire, *J. Am. Chem. Soc.*, 1998, **120**, 1441–1446.
- (a) T. Abura, S. Ogo, Y. Watanabe and S. Fukuzumi, *J. Am. Chem. Soc.*, 2003, **125**, 4149–4154; (b) S. Ogo, T. Abura and Y. Watanabe, *Organometallics*, 2002, **21**, 2964–2969; (c) W. Leitner, J. M. Brown and H. Brunner, *J. Am. Chem. Soc.*, 1993, **115**, 152–159; (d) A. Benyel and F. Joo, *J. Mol. Catal.*, 1990, **58**, 151–163.
- T. Koike and T. Ikariya, *Adv. Synth. Catal.*, 2004, **346**, 37–41.