

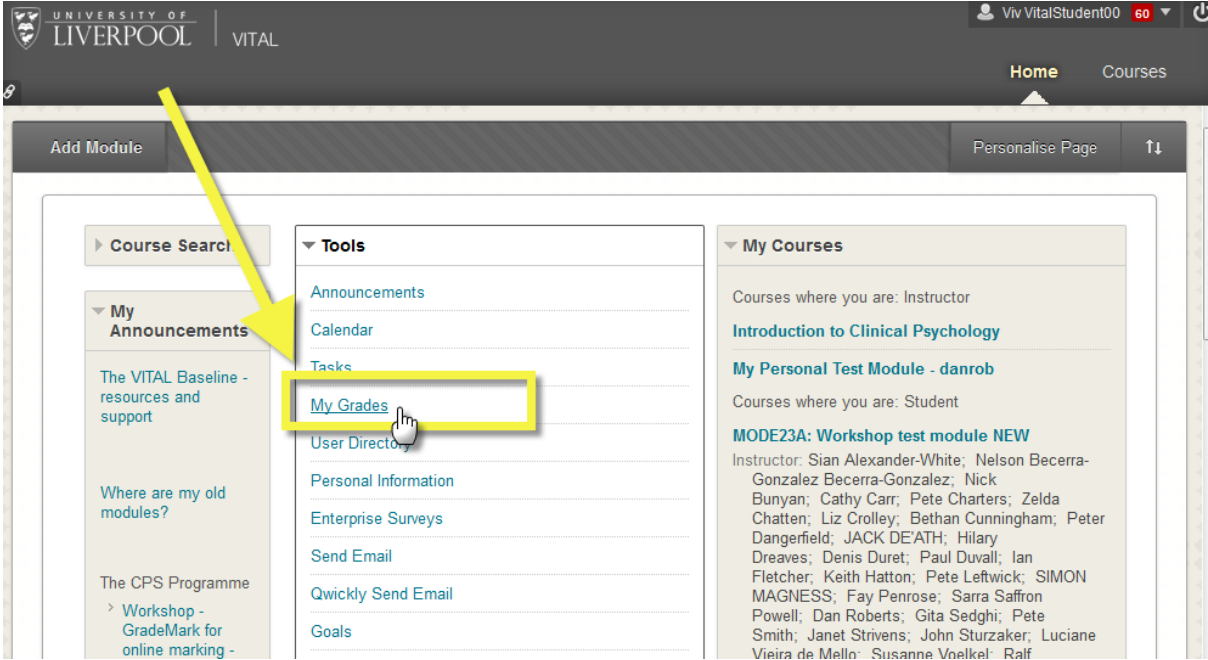
How to find Blackboard test and assignment grades and feedback

- My Grades link to access feedback 1
- My Blackboard menu to access feedback 1
- My Grades area 2
- Blackboard Assignments feedback 3
- Tests feedback - option 1 3
- Tests feedback- option 2 4

Grades and feedback for Blackboard tests and assignments can be found in a couple of ways, either from 1) the My Grades link on the VITAL homepage or 2) the My Blackboard dropdown menu available on any page in VITAL. There are different ways to access feedback for tests and assignments. See the GradeMark feedback guide for Turnitin assignments

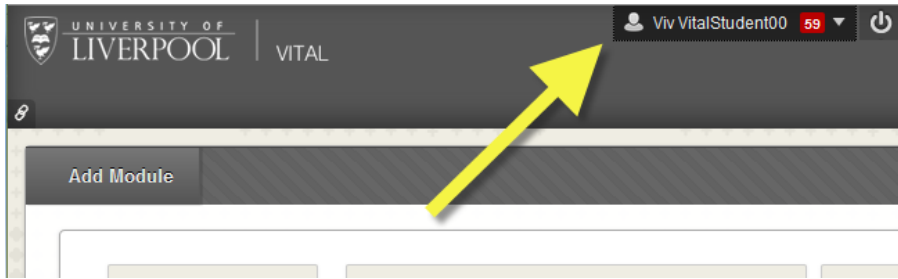
My Grades link to access feedback

Click the **My Grades** link directly on your VITAL homepage in the Tools box, as shown here. You will see the My Grades area as described below.

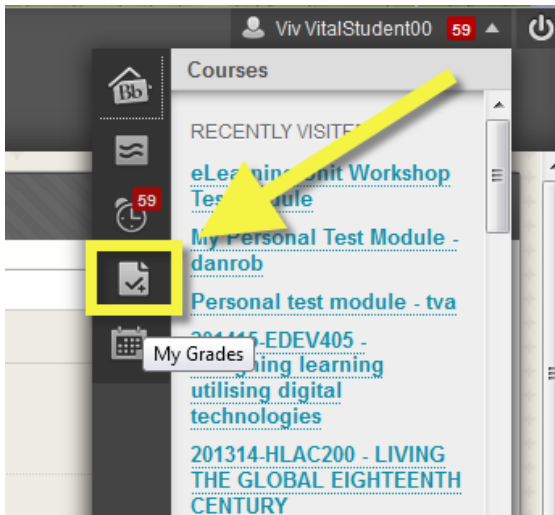


My Blackboard menu to access feedback

An alternative way to access the above My Grades area is to open the My Blackboard drop-down menu by clicking in your name in the upper right of the page, as shown below. You can access this drop down from any page in VITAL, it is always available.

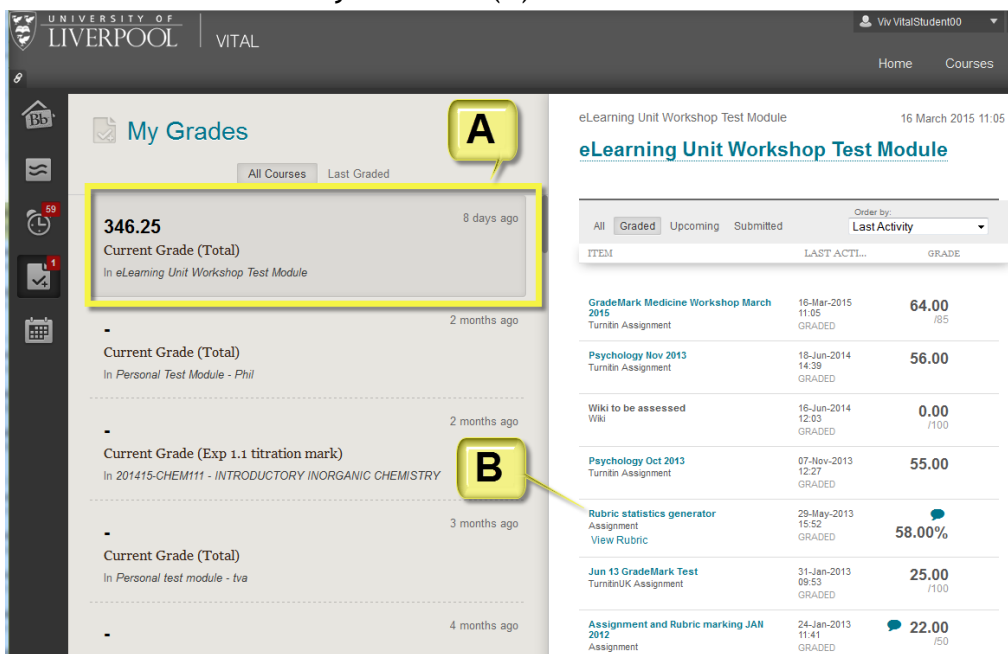


- Select the My Grades icon as shown in the screenshot here. You will see the My Grades area as described below.



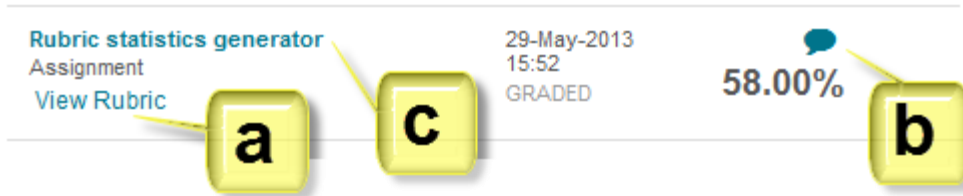
My Grades area

- The My Grades area opens as in the screenshot below. The left hand side is a list of all your modules (A). Click on the module you want to get grades and feedback for. The right hand side shows any grades and is where you can access the feedback that has been released for the module that is currently selected (B).



- You will see that individual assignments and tests in the list on the right hand side contain clickable links and icons to the written feedback and any rubric/criteria marking.

Blackboard Assignments feedback



- If a Rubric has been used for marking there is a View Rubric link (a) which will open the full card showing the marks or levels achieved for all of the criteria against which this work is being marked and any extra written feedback here.
- If some short summative written feedback has been offered, a clickable speech bubble icon will display this in a pop-up (b).
- The assignment title is also a clickable link (c). This will take you to a full feedback page which shows your assignment in the main window and feedback on the right hand side. This is useful if you know that your tutor has written feedback directly on your submitted assignment or if you want to see your submitted work against the Rubric marking. To access the Rubric from this page, click the icon shown highlighted below.

Review Submission History: Rubric statistics generator

Assignment Instructions 1 of 4 Powered by crocodoc

GRADE	58.00%
GRADE OF LAST ATTEMPT	58.00%
ATTEMPT	58.00%
15/02/13 16:14	
SUBMISSION	
critical reflection	
File Name	
banquet 2.jpg	
COMMENTS	

The screenshot shows a 'Review Submission History' page for the assignment 'Rubric statistics generator'. The page is divided into two main sections. The left section displays the assignment instructions, including a PDF document titled 'Engaging learners in critical reflection' from the University of Edinburgh. The right section shows the submission history table, which includes columns for 'GRADE', 'ATTEMPT', 'SUBMISSION', 'File Name', and 'COMMENTS'. A yellow arrow points to a grid icon in the 'ATTEMPT' row, which is highlighted in blue. The grid icon is used to view the submission details for that specific attempt.

Tests feedback - option 1

- The title of the test in this list is a clickable link. Click on it.

My Personal Test Module - danrob 10 November 2015 10:59

My Personal Test Module - danrob

All Graded Upcoming Submitted

Order by: Last Activity

ITEM	LAST ACTIVITY	GRADE
December Week 12 Test	17-Feb-2015 12:06 GRADED	10.00 /10
random order groups Test	22-Jan-2015 13:26 UPCOMING	-

- A page with a list of all of the attempts you had at the test appears (tests can be set up by your tutor to be taken only once or more than once). Next to each attempt is a score (in the Calculated Grade column). This score is a clickable link to the test feedback you tutor has left. Click the score of the attempt you want to view.

View Attempts

ASSIGNMENT DETAILS

Item Name	December Week 12 Test	
Aggregation	Last attempt	
Points Possible	10	

ATTEMPTS

Date Created	Date Last Submitted or Edited	Calculated Grade
17-Feb-2015 12:06	17-Feb-2015 12:06	10

[Icon Legend](#)

- Click OK at the bottom right of the page when you have finished viewing the test and feedback. You can come back to this feedback any time.

Tests feedback- option 2

- Alternatively, if the link in the module where you took the test is still available click on this.
- The pre-test information page is displayed. Click the **Begin** button as if you were going to take the test.
- As you have already taken the test you will see a new message offering you the option of viewing your attempt(s) and the available feedback, and then taking the test again if that option has been made available to you by your tutor, or returning to the previous module page.